





Shell Pink Spotted Dead Nettle

Lamium maculatum 'Shell Pink'

Height: 8 inches

Spread: 24 inches

Sunlight:  

Hardiness Zone: 2a

Other Names: Deadnettle, Creeping Lamium

Ornamental Features

Shell Pink Spotted Dead Nettle has masses of beautiful spikes of shell pink flowers rising above the foliage from mid spring to early fall, which are most effective when planted in groupings. Its attractive oval leaves remain forest green in colour with prominent silver stripes throughout the season.

Landscape Attributes


Shell Pink Spotted Dead Nettle is a dense herbaceous perennial with a ground-hugging habit of growth. Its relatively fine texture sets it apart from other garden plants with less refined foliage.

This is a high maintenance plant that will require regular care and upkeep, and can be pruned at anytime. It is a good choice for attracting butterflies to your yard, but is not particularly attractive to deer who tend to leave it alone in favor of tastier treats. Gardeners should be aware of the following characteristic(s) that may warrant special consideration;

- Spreading

Shell Pink Spotted Dead Nettle is recommended for the following landscape applications;

- Mass Planting
- Border Edging
- Groundcover
- Container Planting



*Shell Pink Spotted Dead Nettle
flowers*

Photo courtesy of NetPS Plant Finder



*Shell Pink Spotted Dead Nettle
flowers*

Photo courtesy of NetPS Plant Finder



Barrie Location
4346 Highway 90
Springwater, Ontario
L9X 1T7

Bradford Location
3817 County Road 4
Bradford, Ontario
L3Z 2A5

bradfordgreenhouses.com



@bgreenhouses

Planting & Growing

Shell Pink Spotted Dead Nettle will grow to be about 8 inches tall at maturity, with a spread of 24 inches. Its foliage tends to remain low and dense right to the ground. It grows at a fast rate, and under ideal conditions can be expected to live for approximately 10 years. As an herbaceous perennial, this plant will usually die back to the crown each winter, and will regrow from the base each spring. Be careful not to disturb the crown in late winter when it may not be readily seen!

This plant does best in partial shade to shade. It is an amazingly adaptable plant, tolerating both dry conditions and even some standing water. It is considered to be drought-tolerant, and thus makes an ideal choice for a low-water garden or xeriscape application. It is not particular as to soil type or pH. It is highly tolerant of urban pollution and will even thrive in inner city environments. This is a selected variety of a species not originally from North America. It can be propagated by division; however, as a cultivated variety, be aware that it may be subject to certain restrictions or prohibitions on propagation.

Shell Pink Spotted Dead Nettle is a fine choice for the garden, but it is also a good selection for planting in outdoor pots and containers. Because of its spreading habit of growth, it is ideally suited for use as a 'spiller' in the 'spiller-thriller-filler' container combination; plant it near the edges where it can spill gracefully over the pot. Note that when growing plants in outdoor containers and baskets, they may require more frequent waterings than they would in the yard or garden. Be aware that in our climate, most plants cannot be expected to survive the winter if left in containers outdoors, and this plant is no exception. Contact our experts for more information on how to protect it over the winter months.