





Toad Lily
Tricyrtis formosana

Height: 24 inches

Spread: 24 inches

Sunlight:  

Hardiness Zone: 4a

Other Names: Toadlily

Description:

This selection forms an attractive mound of green leaves; orchid-like white flowers with plum purple spotting that can become blotchy and irregular toward the petal tips; greatly appreciated close up; excellent as a cut flower

Ornamental Features

Toad Lily has white orchid-like flowers with plum purple spots at the ends of the stems from late summer to early fall, which emerge from distinctive burgundy flower buds, and which are interesting on close inspection. The flowers are excellent for cutting. Its pointy leaves remain green in colour throughout the season.

Landscape Attributes

Toad Lily is an open herbaceous perennial with an upright spreading habit of growth. Its relatively fine texture sets it apart from other garden plants with less refined foliage.

This plant will require occasional maintenance and upkeep, and is best cleaned up in early spring before it resumes active growth for the season. Gardeners should be aware of the following characteristic(s) that may warrant special consideration;


- Spreading

Toad Lily is recommended for the following landscape applications;

- Mass Planting
- General Garden Use
- Naturalizing And Woodland Gardens



Toad Lily flowers
Photo courtesy of NetPS Plant Finder



Toad Lily in bloom
Photo courtesy of NetPS Plant Finder



Barrie Location
4346 Highway 90
Springwater, Ontario
L9X 1T7

Bradford Location
3817 County Road 4
Bradford, Ontario
L3Z 2A5

bradfordgreenhouses.com



@bgreenhouses

Planting & Growing

Toad Lily will grow to be about 24 inches tall at maturity, with a spread of 24 inches. It grows at a medium rate, and under ideal conditions can be expected to live for approximately 15 years. As an herbaceous perennial, this plant will usually die back to the crown each winter, and will regrow from the base each spring. Be careful not to disturb the crown in late winter when it may not be readily seen!

This plant does best in partial shade to shade. It requires an evenly moist well-drained soil for optimal growth. It is not particular as to soil pH, but grows best in rich soils. It is somewhat tolerant of urban pollution, and will benefit from being planted in a relatively sheltered location. Consider applying a thick mulch around the root zone in both summer and winter to conserve soil moisture and protect it in exposed locations or colder microclimates. This species is not originally from North America. It can be propagated by division.